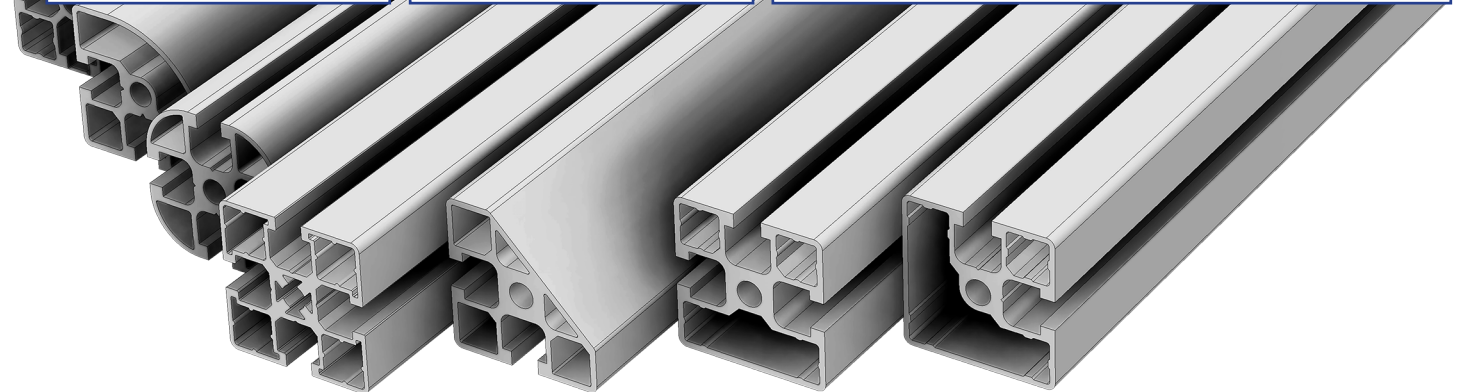


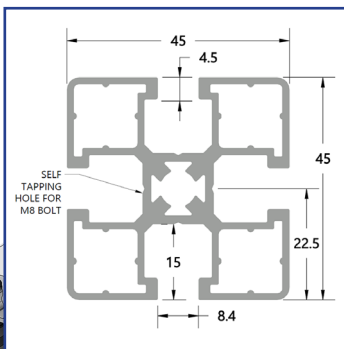
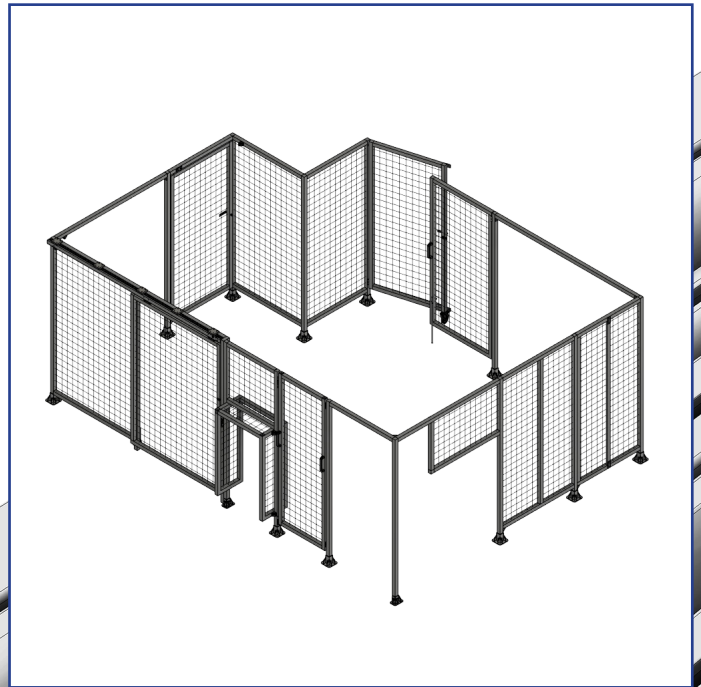
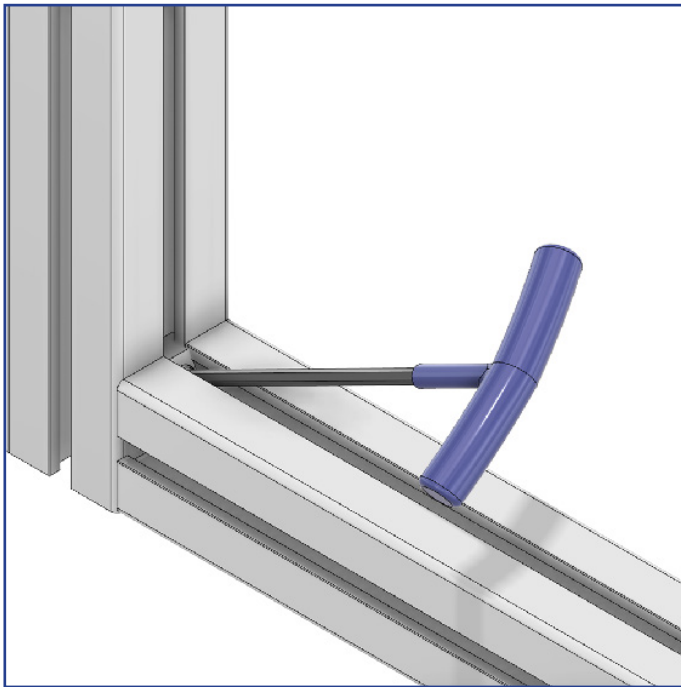


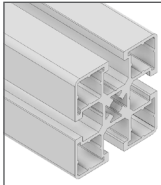


45 Series Aluminum Profile System

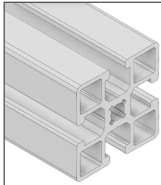
PARTS & COMPONENTS

Industry Standard T-Slot Profile - Extensive Range of Parts & Components

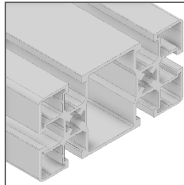




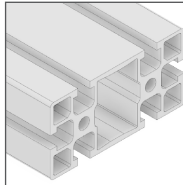
10-4545-0
Aluminum Profile
45MM X 45MM



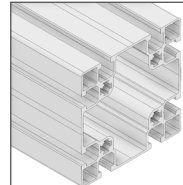
10-4545H-0
Aluminum Profile
45MM X 45MM Heavy



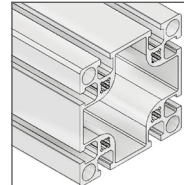
10-4590-0
Aluminum Profile
45MM X 90MM



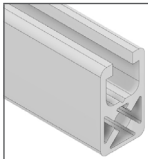
10-4590H-0
Aluminum Profile
45MM X 90MM Heavy



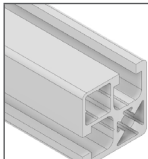
10-9090-0
Aluminum Profile
90MM X 90MM



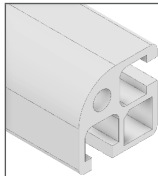
10-9090H-0
Aluminum Profile
90MM X 90MM Heavy



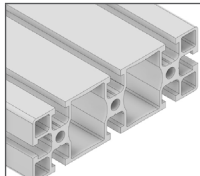
10-3218.5-0
Aluminum Profile
32MM X 18.5MM



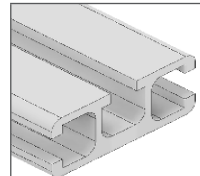
10-3232-0
Aluminum Profile
32MM X 32MM



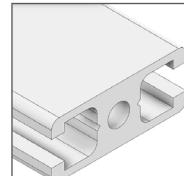
10-3232RC-0
Aluminum Profile
32MM X 32MM
Round Corner



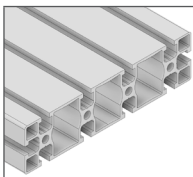
10-45135-0
Aluminum Profile
45MM X 135MM



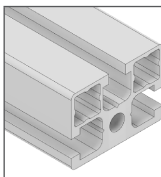
10-4518.5-0
Aluminum Profile
45MM X 18.5MM
3-Slots



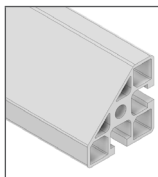
10-4518.5-7
Aluminum Profile
45MM X 18.5MM
2-Slots



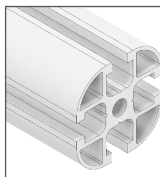
10-45180-0
Aluminum Profile
45MM X 180MM



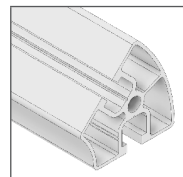
10-4532-0
Aluminum Profile
45MM X 32MM



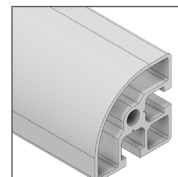
10-4545MC-0
Aluminum Profile
45MM X 45MM
Miter Corner



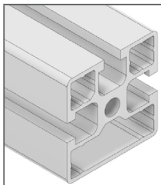
10-4545R-0
Aluminum Profile
45MM X 45MM
Round



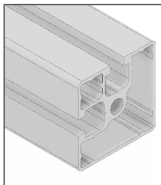
10-4545R45-0
Aluminum Profile
45MM X 45MM
45 Deg Round



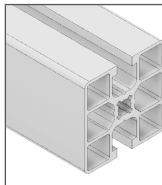
10-4545RC-0
Aluminum Profile
45MM X 45MM
Round Corner



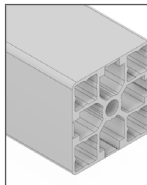
10-4545S1-0
Aluminum Profile
45MM X 45MM
1 Smooth Side



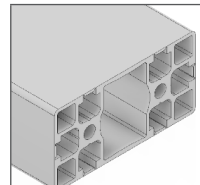
10-4545S2A-0
Aluminum Profile
45MM X 45MM
2 Smooth Sides
Adjacent



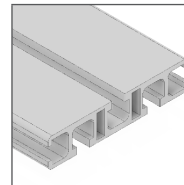
10-4545S2I-0
Aluminum Profile
45MM X 45MM
2 Smooth Sides Inline



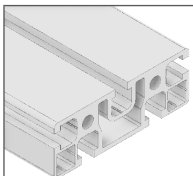
10-4545S4-0
Aluminum Profile
45MM X 45MM
Smooth Sides-Tear
Away




10-4590S4-0
Aluminum Profile
45MM X 90MM
Smooth Sides-Tear
Away




10-9018.5-0
Aluminum Profile
90MM X 18.5MM



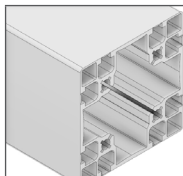
10-9032-0
Aluminum Profile
90MM X 32MM




10-909045C-0
Aluminum Profile
90MM X 90MM X
45MM Corner Post




10-9090RC-0
Aluminum Profile
90MM X 90MM
Round Corner



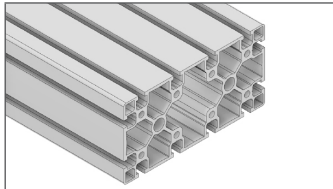
10-9090S4-0
Aluminum Profile
90MM X 90MM
Smooth Sides-Tear
Away



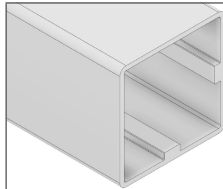
10-18018.5-0
Aluminum Profile
180MM X 18.5MM



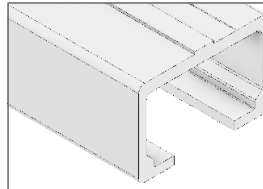
10-18032-0
Aluminum Profile
180MM X 32MM



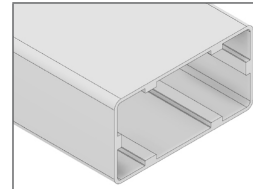
10-18090-0
Aluminum Profile
180MM X 90MM



10-5050-0
Aluminum Profile
50MM X 50MM
Sleeve for
45MM X 45MM

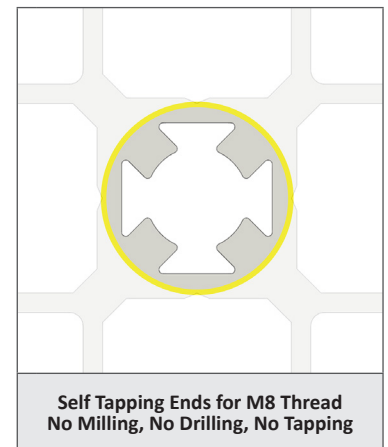
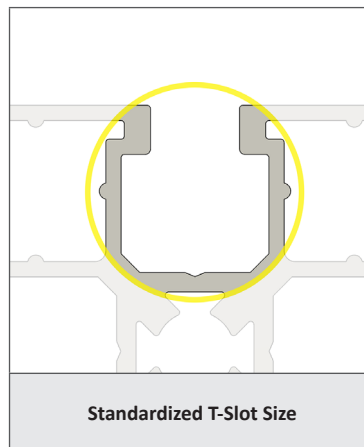
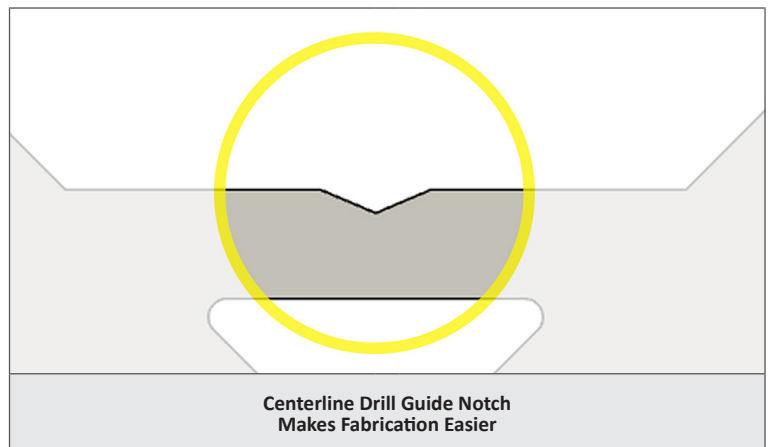
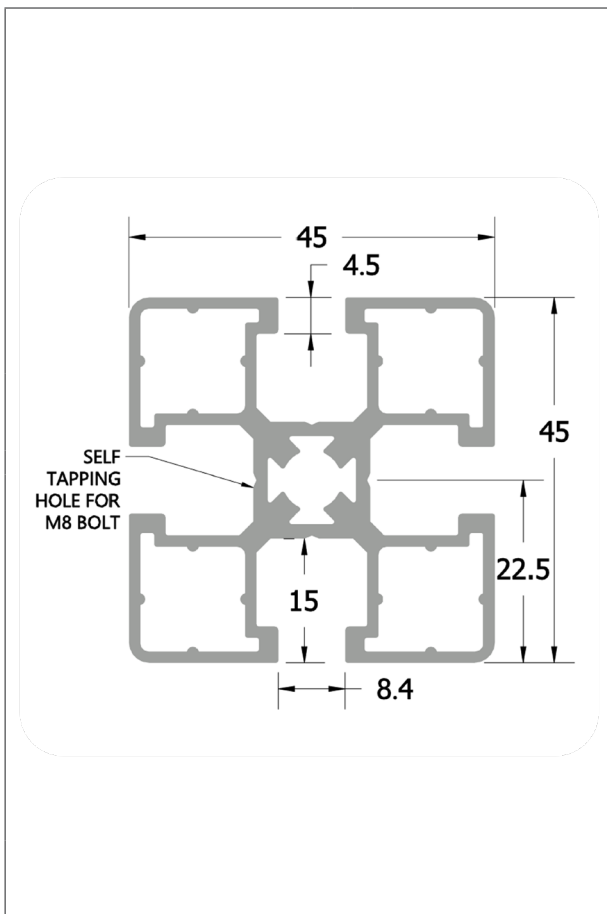


10-800-0
Aluminum Profile
Sliding Door Rail




10-9550-0
Aluminum Profile
95MM X 50MM
Sleeve for
45MM X 90MM






Key Features of Our Profiles




Did you know most of our T-Slot aluminum profile is made in the U.S.A.? This cuts down on additional time and costs from overseas shipments. This also allows us to offer our customers a quality product at a lower cost.




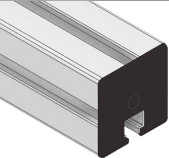
Profile End Caps

									
Profile #	Description	Light Gray Cap	Black Cap	Gray Cap	Aluminum Cap				
10-4545-0	45MM X 45MM	60-010-2	60-010-1	60-010-0	60-010-5				
10-4545H-0	45MM X 45MM Heavy	60-010-2	60-010-1	60-010-0	60-010-5				
10-4590-0	45MM X 90MM	60-020-2	60-020-1	60-020-0	60-020-5				
10-4590H-0	45MM X 45MM Heavy	60-020-2	60-020-1	60-020-0	60-020-5				
10-9090-0	90MM X 90MM	60-030-2	60-030-1	60-030-0	60-030-5				
10-9090H-0	90MM X 90MM Heavy	60-030-2	60-030-1	60-030-0	60-030-5				
10-3218.5-0	32MM X 18.5MM	60-040-2	60-040-1						
10-3232-0	32MM X 32MM	60-060-2	60-060-1		60-060-5				
10-3232RC-0	32MM X 32MM Round Corner	60-220-2	60-220-1						
10-45135-0	45MM X 135MM	60-140-2	60-140-1						
10-4518.5-0	45MM X 18.5MM 3-Slots	60-050-2	60-050-1						
10-4518.5-7	45MM X 18.5MM 2-Slots	60-050-2	60-050-1						
10-45180-0	45MM X 180MM	60-150-2	60-150-1						
10-4532-0	45MM X 32MM	60-070-2	60-070-1						
10-4545MC-0	45MM X 45MM Miter Corner	60-090-2	60-090-1						
10-4545R-0	45MM X 45MM Round	60-290-2	60-290-1						
10-4545R45-0	45MM X 45MM 45 Deg Round	60-230-2	60-230-1		60-230-5				
10-4545RC-0	45MM X 45MM Round Corner	60-120-2	60-120-1						
10-4545S1-0	45MM X 45MM 1 Smooth Side	60-010-2	60-010-1	60-010-0	60-010-5				
10-4545S2A-0	45MM X 45MM 2 Smooth Sides Adjacent	60-010-2	60-010-1	60-010-0	60-010-5				
10-4545S2I-0	45MM X 45MM 2 Smooth Sides Inline	60-010-2	60-010-1	60-010-0	60-010-5				
10-4545S4-0	45MM X 45MM Smooth Sides-Tear Away	60-010-2	60-010-1	60-010-0	60-010-5				
10-4590S4-0	45MM X 90MM Smooth Sides-Tear Away	60-020-2	60-020-1	60-020-0	60-020-5				
10-9018.5-0	90MM X 18.5MM	60-100-2	60-100-1						
10-9032-0	90MM X 32MM	60-210-2	60-210-1						
10-9090RC-0	90MM X 90MM Round Corner	60-190-2	60-190-1						
10-9090S4-0	90MM X 90MM Smooth Sides-Tear Away	60-030-2	60-030-1	60-030-0	60-030-5				
10-18018.5-0	180MM X 18.5MM	60-110-2	60-110-1						
10-18032-0	180MM X 32MM	60-180-2	60-180-1						
10-18090-0	180MM X 90MM	60-170-2	60-170-1						

How to Install a Cap With Pin





CUSTOM END CAPS



Custom Profile End caps Available.

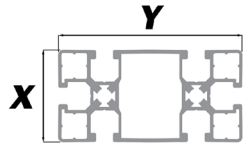
Contact us for more information.

General		
	Material: ENAW-6063 T66 Aluminum Alloy	Material: ENAW-6060 T5/T6 Aluminum Alloy
	Specific Weight: 2.75 G / CM ³	Specific Weight: 2.70 G / CM ³
	Modulus of Elasticity: E: 70000 N/MM ²	Modulus of Elasticity: E: 68000 N/MM ²
	Shear Modulus: G: 27000 N/MM ²	Shear Modulus: G: 26000 N/MM ²
	Expansion Hardness: CA. 75 HB 2.5 / 187.5	Expansion Hardness: CA. 70 HB 2.5 / 187.5
	Anodization Layer Thickness: CA. 10 μ	Anodization Layer Thickness: CA. 10 μ

Chemical Composition										
Alloy	Al	Si	Fe	Cu	Mn	Mg	Cr	Zn	Ti	Others
6063 T6	Balance	0.20-0.6	- 0.35	max 0.10	max 0.10	0.45-0.9	max 0.10	max 0.10	max 0.10	0.05-0.15
6060 T5/T6	Balance	0.3-0.6	0.1-0.3	max 0.10	max 0.10	0.35-0.6	max 0.05	max 0.15	max 0.10	0.05-0.15

Mechanical Properties					
Alloy	Fatigue Endurance Limit [MPA]	Yield Strength [MPA]	Tensile Strength [MPA]	Sheer Strength [MPA]	Hardness Brinell HB
6063 T6	68.9	214	241	152	73
6060 T5/T6	70	190	220	130	70

Other
The following are the suitability ratings from 1 (Excellent) to 6 (Not Advisable)
Weldability - Gas: 3 TIG: 2 MIG: 2
Machining Temper Characteristic: 2
Coating Properties - Hard Protecting Anodizing: 1 Decorative Bright Colour Anodizing: 2
Corrosion Resistance - General: 1 Marine: 2



Profile Technical Data

Part Number	X (MM)	Y (MM)	Weight (KG/M)	Ix (CM ⁴)	Iy (CM ⁴)	Wx (CM ⁴)	Wy (CM ⁴)	Alloy
10-4545-0	45	45	1.46	9.69	9.69	4.31	4.31	6063
10-4545H-0	45	45	1.81	12.39	12.39	5.51	5.51	6063
10-4590-0	45	90	2.42	18.87	74.17	8.39	16.48	6063
10-4590H-0	45	90	3.36	25.25	98.82	11.22	21.96	6060
10-9090-0	90	90	3.78	131.72	131.72	29.27	29.27	6063
10-9090H-0	90	90	5.62	170.58	170.58	37.9	37.9	6060
10-3218.5-0	32	18.5	0.72	2.46	1.15	1.54	1.24	6060
10-3232-0	32	32	1.03	3.93	3.93	2.25	2.25	6060
10-3232RC-0	32	32	1.16	4.1	4.1	2.41	2.41	6060
10-45135-0	45	135	4.51	39.97	304.13	16.43	45.06	6060
10-4518.5-0	45	18.5	0.86	5.32	1.54	2.36	1.50	6060
10-4518.5-7	45	18.5	1.15	5.66	1.83	2.51	1.97	6060
10-45180-0	45	180	5.96	48.33	689.89	21.48	76.65	6060
10-4532-0	45	32	1.44	8.7	8.7	5.8	3.55	6060
10-4545MC-0	45	45	1.51	8.20	8.20	4.28	4.28	6060
10-4545R-0	45	45	1.70	9.68	9.68	4.30	4.30	6060
10-4545R45-0	50	60	1.3	8.09	9.58	2.7	3.83	6060
10-4545RC-0	45	45	1.40	9.19	9.19	3.63	3.63	6060
10-4545S1-0	45	45	1.66	11.32	11.94	5.03	5.30	6060
10-4545S2A-0	45	45	1.36	9.79	9.79	4.04	4.04	6060
10-4545S2I-0	45	45	1.52	10.68	10.71	4.75	4.76	6060
10-4545S4-0	45	45	1.58	11.73	11.73	5.2	5.2	6060
10-4590S4-0	45	90	3.18	24.77	98.61	11.01	21.93	6060
10-9018.5-0	90	18.5	1.69	41.24	2.96	3.11	9.16	6060
10-9032-0	90	32	2.9	71.34	11.73	15.86	7.33	6060
10-909045C-0	90	90	4.32	176.49	176.49	23.3	23.3	6060
10-9090RC-0	90	90	3.09	75.20	75.20	12.40	12.40	6060
10-9090S4-0	90	90	4.70	165.38	165.38	36.75	36.75	6060
10-18018.5-0	180	18.5	4.65	401.00	6.65	44.5	7.18	6060
10-18032-0	180	32	6.11	606.86	25.01	67.43	15.63	6060
10-18090-0	180	90	10.91	348.5	1298.7	77.45	144.3	6060
10-5050-0	50	50	1.14	15.3	15.3	6.12	6.12	6060
10-800-0	55	36	1.53	21.03	10.03	8.74	4.74	6060
10-9550-0	95	50	1.86	28.78	79.55	11.51	16.75	6060

Are You Working on a Guarding Project?



Modular Solutions has Robotic & Machine Guarding CAD configurators on our website with CAD and PDF data sheet downloads.

The-Modular-Solution.com

Save Time

- Reduced approval process time
- Part numbers at your finger tips for generating your custom drawings
- Wall section bill of material for final customer
- Time to quote, order, and ship all reduced
- Fast turnaround on build and kit orders
- Streamline ordering into single part numbers

Save Money

- Reduced engineering expense in design and approval process
- Save up to 20% when ordering with part numbers instead of design to order assemblies


Calculation of Deflection of Profile

Variables

f = Deflection (MM)
 F = Load (N)
 L = Free length (M)t
 I = Moment of inertia (CM⁴)

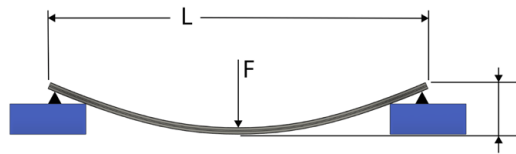
Example 1

$$f = \frac{F \times L^3}{2.1 \times I}$$



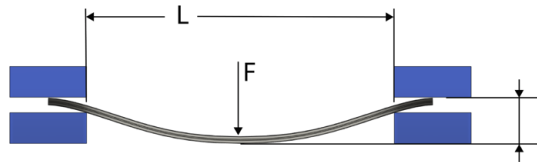
Example 2

$$f = \frac{F \times L^3}{33.6 \times I}$$




Example 3

$$f = \frac{F \times L^3}{134.4 \times I}$$




Load Capacity

Standard Profile



F = 4000 N

Heavy Profile



F = 6000 N



30-M8D40-1
Leveling Foot
40MM Pad/ M8 Thread
W/ Jam Nut




30-M8D50-1
Leveling Foot
50MM Pad/ M8 Thread
W/ Jam Nut



30-M8D50M-1
Leveling Foot
Zinc Cap
50MM Pad/ M8 Thread
W/ Jam Nut



30-M8D80-1
Leveling Foot
80MM Pad/ M8 Thread
W/ Jam Nut



30-M10D40-1
Leveling Foot
40MM Pad/ M10 Thread
W/ Jam Nut



30-M10D50-1
Leveling Foot
50MM Pad/ M10 Thread
W/ Jam Nut



30-M10D60-1
Leveling Foot
60MM Pad/ M10 Thread
W/ Jam Nut



30-M12D60-1
Leveling Foot
60MM Pad - M12 Thread
W/ Jam Nut



30-M12D80-1
Leveling Foot
80MM Pad - M12 Thread
W/ Jam Nut



30-M16D60-1
Leveling Foot
60MM Pad - M16 Thread
W/ Jam Nut



30-M16D80-1
Leveling Foot
80MM Pad - M16 Thread
W/ Jam Nut



30-M16D100-1
Leveling Foot
100MM Pad - M16 Thread
W/ Jam Nut




30-M16D100M-1
Leveling Foot
Zinc Cap
100MM Pad - M16 Thread
W/ Jam Nut



31-RPD3-5
Rigid Plate Caster
3 IN. W/ Hardware



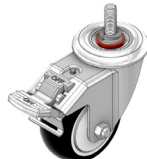
31-SPD3-5
Swivel Plate Caster
3 IN. W/ Hardware



31-SPD3-7
Swivel Plate Caster
3 IN. W/ Lock
& Hardware



31-SM10D3-5
Stem Style Caster
3 IN. Swivel-M10 Stem
W/ Hardware



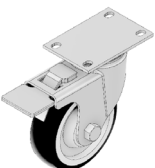
31-SM10D3-7
Stem Style Caster
3 IN. Swivel-M10 Stem
W/ Lock & Hardware



31-RPD4-5
Rigid Plate Caster
4 IN. W/ Hardware



31-SPD4-5
Swivel Plate Caster
4 IN. W/ Hardware



31-SPD4-7
Swivel Plate Caster
4 IN. W/ Lock
& Hardware




31-SM10D4-5
Stem Style Caster
4 IN. Swivel-M10 Stem
W/ Hardware



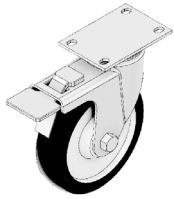
31-SM10D4-7
Stem Style Caster
4 IN. Swivel-M10 Stem
W/ Lock & Hardware



31-RPD5-5
Rigid Plate Caster
5 IN. W/ Hardware



31-SPD5-5
Swivel Plate Caster
5 IN. W/ Hardware



31-SPD5-7
Swivel Plate Caster
5 IN. W/ Lock
& Hardware




31-SM10D5-5
Stem Style Caster
5 IN. Swivel/M10 Stem
W/ Hardware




31-SM10D5-7
Stem Style Caster
5 IN. Swivel/M10 Stem
W/ Lock & Hardware




33-454525-1
Mounting Foot
2 Sided 45 X45
13MM Anchor Holes
W/ Hardware



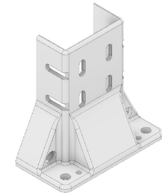
33-454535-1
Mounting Foot
3 Sided 45 X45
11MM Anchor Holes
W/ Hardware




33-4545CAP-0
Mounting Foot
45MM Gray Plastic
Foot Cover



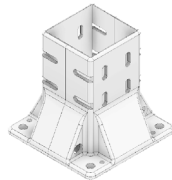
33-4590-1
Mounting Foot
4 Sided 45 X 90
11MM Anchor Holes
W/ Hardware



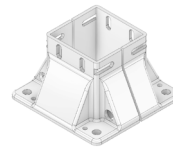
33-459035-1
Mounting Foot
3 Sided 45 X 90
170MM Tall
12MM Anchor Holes
W/ Hardware



33-459035-7
Mounting Foot- 3 Sided
45 X 90 105MM Tall
12MM Anchor Holes
W/ Hardware



33-9090-1
Mounting Foot 4 Sided
90 X 90
170MM Tall
12MM Anchor Holes
W/ Hardware



33-9090-7
Mounting Foot
4 Sided
90 X 90 105MM Tall
12MM Anchor Holes



34-150-1
Support Angle Bracket
150MM
W/ Hardware




34-270-1
Support Angle Bracket
270MM
W/ Hardware

MODULAR SOLUTIONS

FLEXIBLE SOLUTIONS



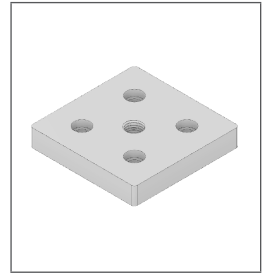
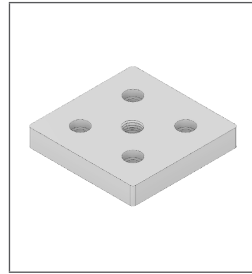
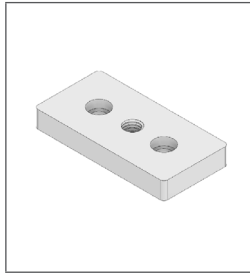
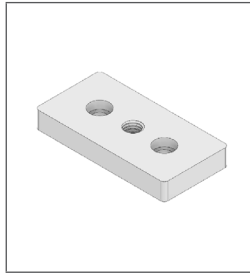
10-4590-0
Aluminum Profile
45MM X 90MM



33-459035-7
Mounting Foot- 3 Sided
45 X 90 105MM Tall
12MM Anchor Holes
W/ Hardware

Mounting Plates are for use with leveling feet and stem casters to provide a sturdy connection to the profile.

Pneumatic Plates are used for Pressurized Pneumatic Applications such as Drip Legs and Bar Manifolds made from Aluminum Extrusion.



Mounting End Plates/Tap Pads With Hardware


Center Hole Thread	45 x 90 Cast	45 x 90 Solid	90 x 90 Cast	90 x 90 Solid
No Hole	32-4590W-1	32-4590WS-1		32-9090WS-1
M10	32-4590M10-1	32-4590M10S-1		
M12	32-4590M12-1	32-4590M12S-1		32-9090M12S-1
M16	32-4590M16-1		32-9090M16-1	32-9090M16S-1

Pneumatic Plates With Gasket & Hardware


Center Hole Thread	45 x 90 Cast	90 x 90 Cast
1/4" G	32-459014G-1	32-909014G-1
1/4" NPT	32-459014N-1	32-909014N-1
3/8" G	32-459038G-1	32-909038G-1
3/8" NPT	32-459038N-1	32-909038N-1
1/2" G	32-459012G-1	32-909012G-1
1/2" NPT	32-459012N-1	32-909012N-1

Mounting Plates With Hardware	
	Purpose
	Mounting Leveling Feet & Stem Casters
	Applications
Tables Work Stations Carts Conveyors Racks Stands Misc. Frames Tap Pads for Mounting	


Pneumatic Plates With Gasket & Hardware	
	Purpose
	Creates a Pneumatic Chamber When Attached to Profile
	Applications
Drip Legs Volume Chambers Air Channels in Aluminum Frames	



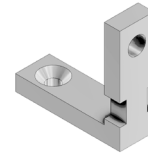
41-002-1
Speedlock
Hidden Profile
Connector - M5 Socket



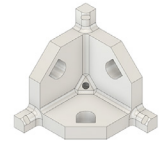
41-002-2
Speedlock
Hidden Profile
Connector - Torx



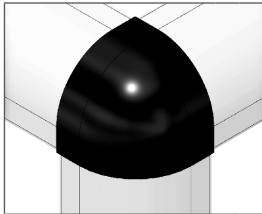
41-002-7
Speedlock (Short)
Hidden Profile
Connector - M5 Socket



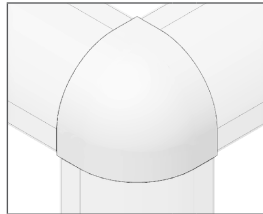
41-001-0
Hidden Profile
Connector M
W/ Hardware



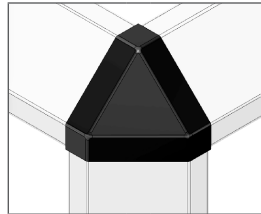
40-010-1
Corner Joint Connector
3 Way Body Connector
Angle W/ Hardware



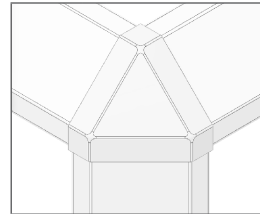
60-260-1
Black Round End Cap
For 3 Way
Connector #40-010-1



60-260-2
Light Gray Round End Cap
For 3 Way
Connector #40-010-1




60-280-1
Black Angle Cap
For 3 Way
Connector #40-010-1



60-280-2
Light Gray Angle Cap
For 3 Way
Connector #40-010-1




40-032-0
Corner Joint Connector
32MM X 32MM
For Round Corner



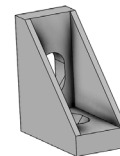
40-110-1
Gusset Bracket
45MM X 45MM
W/ Hardware



40-120-1
Gusset Bracket
45MM X 90MM
W/ Hardware



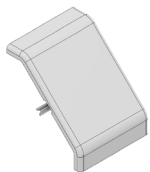
40-130-1
Gusset Bracket
90MM X 90MM
W/ Hardware



40-160-1
Gusset Bracket
18.5MM X 45MM
W/ Hardware



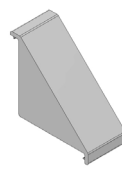
40-210-0
Gusset Cover Cap
Black 45MM X 45MM
Cap For 40-110-1



40-210-1
Gusset Cover Cap
Gray 45MM X 45MM
Cap For 40-110-1




40-220-0
Gusset Cover Cap
Black 45MM X 90MM
Cap For 40-120-1



40-220-1
Gusset Cover Cap
Gray 45MM X 45MM
Cap For 40-120-1



40-230-0
Gusset Cover Cap
Black 90MM X 90MM
Cap For 40-130-1



40-230-1
Gusset Cover Cap
Gray 90MM X 90MM
Cap For 40-230-1



40-300-1
Corner Brace
45° Corner Brace
W/ Hardware




40-34545-1
45° Diagonal Brace
45MM X 45MM X 360MM
W/ Hardware



40-34590-1
45° Diagonal Brace
45MM X 90MM X 360MM
W/ Hardware



40-39090-1
45° Diagonal Brace
90MM X 90MM X 460MM
W/ Hardware



40-408-1
Shelf Angle Bracket
180MM X 180MM
W/ Hardware



40-510-1
Angle Bracket
45MM X 45MM
W/ Hardware



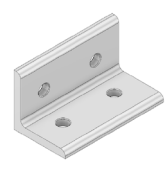
40-513-1
Angle Bracket
30MM X 30MM
W/ Hardware



40-520-1
Angle Bracket
90MM X 45MM
W/ Hardware



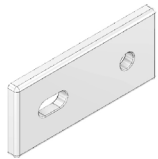
40-530-1
Angle Bracket
90MM X 90MM
W/ Hardware



40-540-1
Angle Bracket
45MM X 90MM
W/ Hardware



41-110-1
Aluminum Tie Plate
45MM X 90MM
W/ Hardware



41-115-1
Aluminum Tie Plate
45MM X 90MM
W/ Slot & Hardware




41-120-1
Aluminum Tie Plate
90MM X 90MM
W/ Hardware



41-130-1
Aluminum Tie Plate
45MM X 180MM
W/ Hardware



41-140-1
Aluminum Tie Plate
90MM X 180MM
W/ Hardware



41-150-1
Aluminum Corner Plate
135MM X 135MM
W/ Hardware



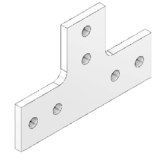
41-154-1
Aluminum Corner Plate
135MM X 135MM
W/ Hardware




41-160-1
Aluminum Corner Plate
180MM X 180MM
W/ Hardware




41-170-1
Aluminum Tee Plate
135MM X 135MM
W/ Hardware




41-174-1
Aluminum Tee Plate
135MM X 135MM
W/ Hardware



41-180-1
Steel Tie Plate
45MM X 90MM
W/ Hardware



41-190-1
Steel Corner Plate
90MM X 90MM Caster
Mounting Plate
W/ Hardware



41-200-0
Scissor Hinge
Miter Connection
(No Drilling)



41-210-0
Scissor Hinge
Elbow Miter Connection
(No Drilling)



41-220-0
Scissor Hinge
Miter Connection
(Drilling Required)



41-300-1
90MM T-Slot Bar
W/ Hardware




41-310-1
180MM T-Slot Bar
W/ Hardware



41-320-1
40MM Long
Roll In T-Slot Bar
W/ Hardware



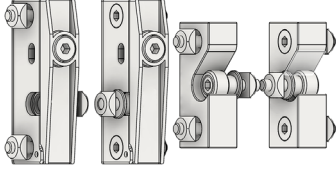
41-330-1
60MM Long
Roll In T-Slot Bar
W/ Hardware



41-340-1
80MM Long
Roll In T-Slot Bar
W/ Hardware




41-350-1
T-Slot Tie Bar
W/ Hardware



41-400-1
Guarding Connection
Removable Panel Lock Kit
W/ Quick Release



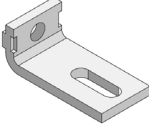
41-410-1
Removable Panel
Guarding Connection




41-420-1
Guard Fixing Angle
W/ Hardware



41-420-2
Guard Fixing Angle
W/ Torx Screws



41-430-1
Anti-Rotate
Guard Fixing Angle
W/ Hardware



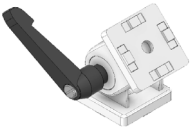
41-440-1
Anti-Rotate
Guard Fixing Angle
W/ Hardware




41D-157-1
D28 To 45 Series
Profile T-Slot Connector
W/ Hardware




41D-166-0
D28 (Ridge) To 45 Series
Profile T-Slot Connector
W/ Hardware




42-001-1
45MM X 45MM
Pivot Joint - W/ Locking
Handle & Hardware



42-002-1
45MM X 90MM
Pivot Joint
W/ Hardware




42-100-1
45MM X 45MM
Pivot Joint
W/ Hardware




42-110-1
45MM X 90MM
Pivot Joint - W/ Locking
Handle & Hardware




41-110-1
Aluminum Tie Plate
45MM X 90MM
W/ Hardware



63-200-0
1/4 IN. Clear
Polycarbonate Panel
(4 FT. X 8 FT.)

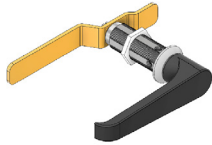
41-002-0
Speedlock
Hidden Profile
Connector - M5 Socket



31-SPD4-5
Swivel Plate Caster
4 IN. - W/ Hardware



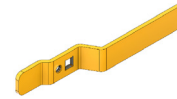
50-010-0
1/4 Turn L-Handle




50-010-8
1/4 Turn L-Handle
W/ Egress Safety Handle
(-5 Offset)




50-020-0
Locking
1/4 Turn L-Handle
Keyed FH333



50-100-1
Egress Handle
W/ Integrated Cam Latch
& Set Screw (-5 Offset)



50-104-0
Cam Latch
(+4 Offset)



50-105-0
Cam Latch
(-5 Offset)
Works with # 52-010-1



50-114-0
Cam Latch
(-14 Offset)



50-120-1
Anti-Rotate for Handles
W/ Hardware
*Works with # 1/4 Turn
Handles & Bolt Locks*



50-200-1
180MM Pull Handle
Gray W/ Hardware



50-201-1
180MM Pull Handle
Black W/ Hardware



50-210-1
120MM Pull Handle
Gray W/ Hardware



50-211-1
120MM Pull Handle
Black W/ Hardware



50-220-0
120MM Aluminum Handle



50-221-1
120MM Aluminum Handle
Fastening Set W/ Hardware
For Handle # 50-220-0




50-230-0
200MM Aluminum Handle




50-231-1
200MM Aluminum Handle
Fastening Set W/ Hardware
For Handle # 50-230-0




50-250-1
Steel Folding Handle 100
W/ Hardware



50-300-1
Compact Slam Latch
Locking W/ Key & Hardware



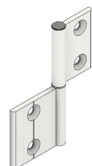
50-301-1
Emergency Unlock
For Slam Latch



50-310-1
Sliding Door &
Swing Door Latch
Locking W/ Key & Hardware



51-000-1
Lutoff Hinge
45MM X 45MM
W/ Hardware



51-345-1
Lutoff Hinge
45MM X 30MM
W/ Hardware




51-010-1
45MM Hinge
W/ Hardware



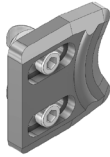
51-020-1
45MM Hinge
W/ Locking Lever
& Hardware



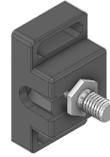
51-030-1
45MM Butt Hinge
W/ Hardware



51-040-1
45MM Butt Hinge Set
Black W/ Integrated M12
Safety Switch & Hardware



52-010-1
Cam Latch Door Stop
W/ Hardware
Works with
50-105-0



52-100-1
Ball Catch
Single Stud - Plastic
W/ Hardware



52-101-0
Ball Catch Spacer
4MM



52-102-1
Ball Catch
Angle Bracket
W/ Hardware



52-110-1
Door Latch
Single Stud - Metal
W/ Hardware



52-121-1
Ball Latch 70MM
Brass
W/ Hardware



52-122-1
Ball Latch Angle
Bracket
W/ Hardware



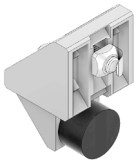
52-130-1
Double Ball Catch
W/ Hardware



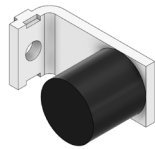
52-410-1
Rubber Door Stop
30MM X 30MM M8
Stud
W/ Hardware



52-420-1
Rubber Door Stop
25MM X 15MM M6
Stud
W/ Hardware




52-430-1
Door Stop
W/ Hardware




52-440-1
90 Deg Door Stop
W/ Hardware



52-500-1
24 IN. Cane Bolt
W/ Hardware



53-010-0
Bolt Lock 45MM
8MM Four Faced Key




53-020-0
Bolt Lock
10MM Hex



53-100-1
45 Series Dead Bolt
W/ Hardware




55-010-1
Sliding Door Trolley Kit
(Includes Spacer &
Hardware)



55-020-0
Sliding Door Trolley
(Trolley Only)



55-030-1
Sliding Door Trolley
Stop For 10-800-0
W/ Hardware



55-040-1
Sliding Door Guide
W/ Hardware

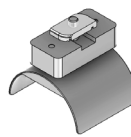


55-050-1
Sliding Door Hang rail
Bracket
W/ Hardware



55-110-0
Sliding Door Trolley
W/ Eyelet

FLEXIBLE SOLUTIONS




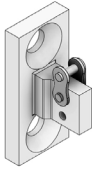
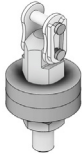

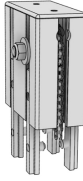

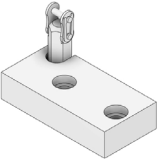
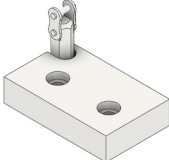




55-120-0
Cable Management
End Bracket



55-125-0
Cable Management
Clampdown

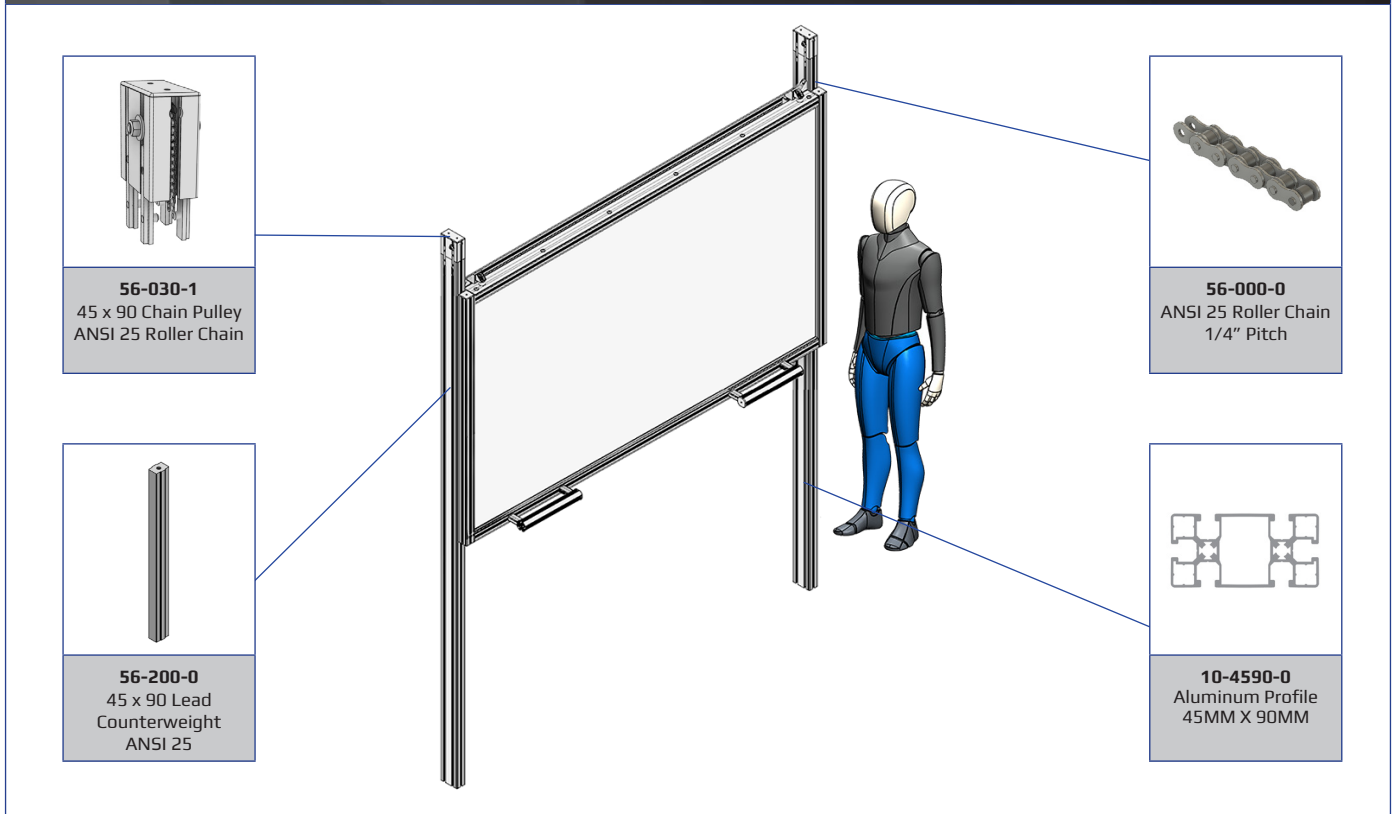


55-140-0
T-Slot Roller
W/ Bearing

					
56-000-0 ANSI 25 Roller Chain 1/4" Pitch	56-010-1 ANSI 25 Roller Chain Clamp W/ Hardware	56-020-0 Counter Weight ANSI 25 Chain Clamp Kit	56-020-1 Counter Weight ANSI 40 Chain Clamp Kit W/ Cut to Length Threaded Rod	56-030-1 45 x 90 Chain Pulley ANSI 25 Roller Chain 1/4" Pitch Pulley W/ Hardware	56-040-1 90 x 90 Chain Pulley ANSI 40 Roller Chain 1/2" Pitch Pulley W/ Hardware
					
56-100-1 Door Chain Front Clamp Kit ANSI 40 W/ Hardware	56-110-1 Door Chain Side Clamp Kit ANSI 40 W/ Hardware	56-140-0 ANSI 40 Roller Chain 1/2" Pitch	56-200-0 45 x 90 Lead Counterweight ANSI 25	56-210-0 90 x 90 Lead Counterweight ANSI 40	56-300-1 Parallel Glide Roll Element W/ Hardware

MODULAR SOLUTIONS

FLEXIBLE SOLUTIONS

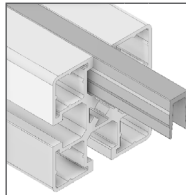




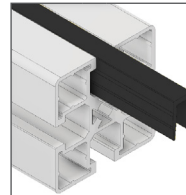
60-508-0
Hole Cap
8MM Dia. Gray
For 7.5MM Hole



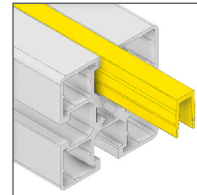
60-514-0
Hole Cap
14MM Dia. Gray
For 13MM Hole



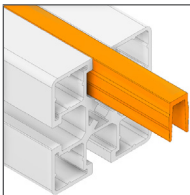
61-010-0
Cover Profile
Gray PVC 2M



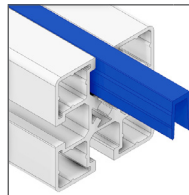
61-010-1
Cover Profile
Black PVC 2M



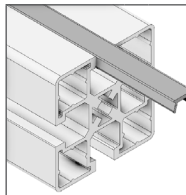
61-010-2
Cover Profile
Yellow PVC 2M



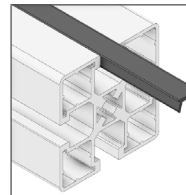
61-010-3
Cover Profile
Orange PVC 2M



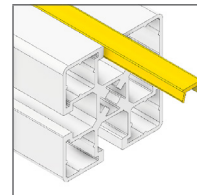
61-010-4
Cover Profile
Blue PVC 2M



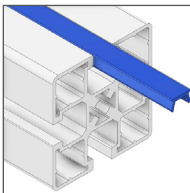
61-030-0
Shallow Cover Profile
Gray PVC 2M



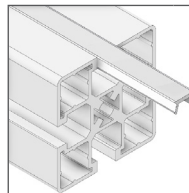
61-030-1
Shallow Cover Profile
Black PVC 2M



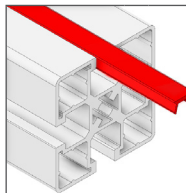
61-030-2
Shallow Cover Profile
Yellow PVC 2M



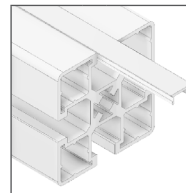
61-030-4
Shallow Cover Profile
Blue PVC 2M



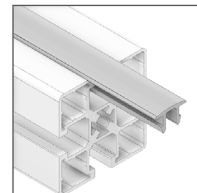
61-030-5
Shallow Cover Profile
Natural PVC 2M



61-030-6
Shallow Cover Profile
Red PVC 2M



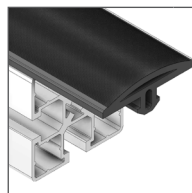
61-050-0
Cover Profile
Anodized Aluminum 3M



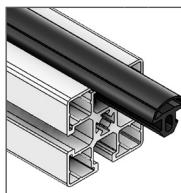
61-060-0
Rounded Cover Profile
Gray PVC 2M



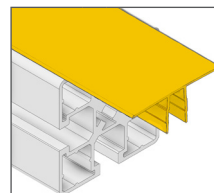
61-070-0
Flat Cover Profile
Rubber W/ Ridges
3MM Thick - Black
Cut to Length



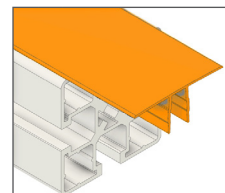
61-080-0
Rounded Cover Profile
Rubber W/ Ridges
6-10MM Thick - Black
Cut to Length



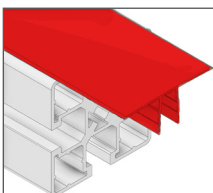
61-085-0
Rounded Cover Profile
D Shape - Rubber W/ Ridges
6-8MM Thick - Black
Cut to Length



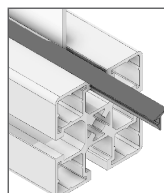
61-090-2
Cover Profile
Signal Yellow 2M



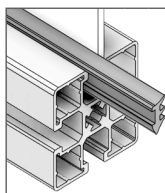
61-090-3
Cover Profile
Signal Orange 2M



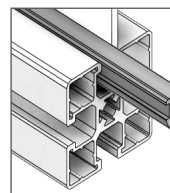
61-090-6
Cover Profile
Signal Red 2M



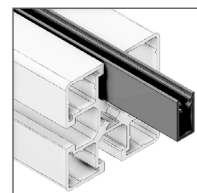
61-100-0
Panel Gasket
For 5MM, 6MM &
1/4 IN. Panels
Cut to Length



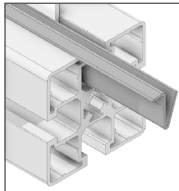
61-102-0
Panel Gasket
For 2MM Panels
Cut to Length




61-103-0
Panel Gasket
For 3MM &
1/8 IN. Panels
Cut to Length



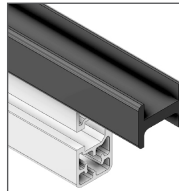
61-110-0
Sealing Profile
1/4 IN. Panel Gasket 2M



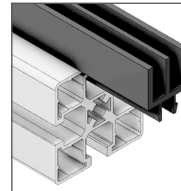
61-120-0
Panel Retaining Insert
(Anti-Rattle) 8 FT.



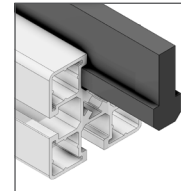
61-200-0
Slide Profile Spacer 3M
Works W/ #61-220-0 & #61-270-0



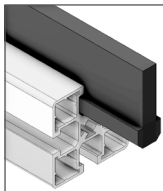
61-210-0
Slide Profile
1 Channel Sliding
Door Profile 2M



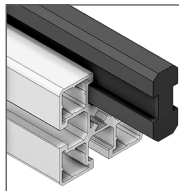
61-220-0
Slide Profile
2 Channel Sliding
Black
Door Profile 2M




61-230-0
Slide Profile
Profile Guide 32MM
(Protrudes 17MM) 2M



61-240-0
Slide Profile
Profile Guide 40MM
(Protrudes 25MM) 2M



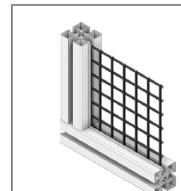
61-250-0
Slide Profile
Dual Profile Guide
32MM 2M



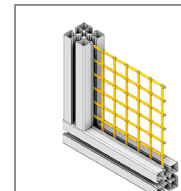
61-270-0
Guide Profile
3 Channel Profile
Gray PVC 2M



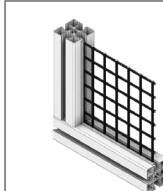
62-000-0
Edge Protection
Profile
Cut to Length



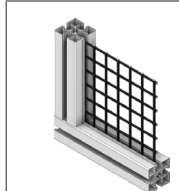
63-000-BK
1 IN. Black Mesh
(4 FT. X 8 FT.)



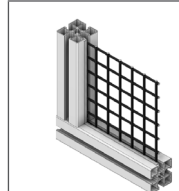
63-000-Y
1 IN. Yellow Mesh
(4 FT. X 8 FT.)



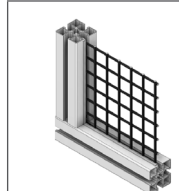
63-010-BK
1 IN. Black Mesh
(3 FT. X 8 FT.)




63-020-BK
1 IN. Black Mesh
(4 FT. X 7 FT.)



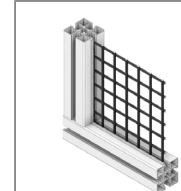
63-030-BK
1 IN. Black Mesh
(3 FT.-6 IN. X 7 FT.)




63-040-BK
1 IN. Black Mesh
(3 FT. X 7 FT.-7 IN.)



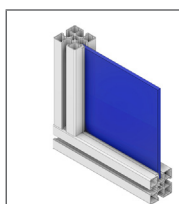
63-050-BK
1/2 IN. Black Mesh
(4 FT. X 8 FT.)



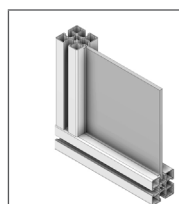
63-130-BK
1 1/2 IN. Black
Woven Mesh
(3 FT.-6 IN. X 7 FT.)




63-100-BK
1/4 IN. Black
PVC Panel
(4 FT. X 8 FT.)



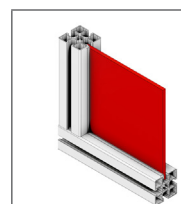
63-100-BL
1/4 IN. Blue
PVC Panel
(4 FT. X 8 FT.)



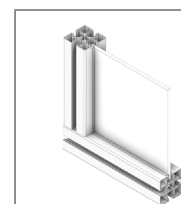
63-100-G
1/4 IN. Gray
PVC Panel
(4 FT. X 8 FT.)




63-100-GN
1/4 IN. Green
PVC Panel
(4 FT. X 8 FT.)



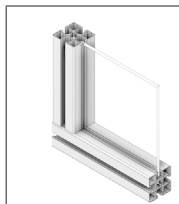
63-100-R
1/4 IN. Red
PVC Panel
(4 FT. X 8 FT.)



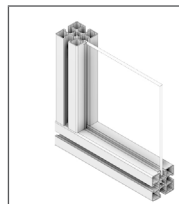
63-100-W
1/4 IN. White
PVC Panel
(4 FT. X 8 FT.)



63-100-Y
1/4 IN. Yellow
PVC Panel
(4 FT. X 8 FT.)



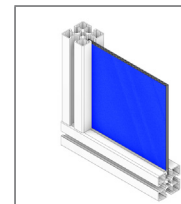
63-200-0
1/4 IN. Clear
Polycarbonate Panel
(4 FT. X 8 FT.)



63-247-0
1/4 IN. Clear
Polycarbonate Panel
(4 FT. X 7 FT.)






















63-300-0
6MM Silver Metallic Aluminum
Corrugated Plasticore Panel
(4 FT. X 8 FT.)




63-300-BL
6MM Blue Aluminum
Corrugated Plasticore
Panel (4 FT. X 8 FT.)

					
63-400-0 1/8 IN. Aluminum Panel (4 FT. X 8 FT.)	63-410-0 1/4 IN. Aluminum Panel (4 FT. X 8 FT.)	63-420-0 0.08 IN. Aluminum Panel (4 FT. X 8 FT.)	63-430-0 14 GA. Steel Panel (4 FT. X 8 FT.)	64-000-0 Panel Clamp M5 Quick Locking Block	64-030-1 45MM Wire Mesh Holder
					
64-060-1 Panel Mounting Block M5 W/ Hardware	64-070-0 1/4 Turn Panel Mounting Block - Gray W/ Removable M6 Thread	64-080-0 1/4 Turn Panel Mounting Block - Clear W/ Removable M6 Thread	64-090-0 Panel Clamp Insert Light Gray - 2M	64-100-0 Glass Panel Clamp	64-110-0 Glass Panel Corner Connector
					
65-000-0 45MM Plastic Conduit 38MM X 38MM - Gray 6.5 FT.	65-010-0 45MM Aluminum Conduit 45MM X 45MM 2M	66-100-1 Cable Block W/ M5 Bolt	66-110-0 Cable Block 1/4 Turn 22MM Black	66-120-0 Cable Block 1/4 Turn 25MM Gray	66-130-0 Cable Block 1/4 Turn 45MM Gray
					
66-205-1 Reflector Holder for 5MM Barrel Sensor W/ Hardware	66-208-1 Sensor Bracket For 8MM Barrel Sensor W/ Hardware	66-212-1 Sensor Bracket For 12MM Barrel Sensor W/ Hardware	66-218-1 Sensor Bracket For 18MM Barrel Sensor W/ Hardware		
					
66-230-1 Sensor Bracket For 30MM Barrel Sensor W/ Hardware	66-4545-350 Cable Tray Support 45MM X 45MM Profile - 350MM Long	66-4590-350 Cable Tray Support 45MM X 90MM Profile - 350MM Long			

					
<p>61-560-20W Power Supply 24VDC 20.2 W For 250MM-1000MM Length LED Lights</p>	<p>61-560-60W Power Supply 24VDC 60 W For 1990MM & 2990MM Length LED Lights</p>	<p>61-510-* White LED Light Lengths: *250MM, 500MM, 1000MM, 1990MM, 2990MM (EX. 61-510-500MM = 500MM Long White Light)</p>	<p>61-520-* Green LED Light Lengths: *250MM, 500MM, 1000MM, 1990MM, 2990MM (EX. 61-520-500MM = 500MM Long Green Light)</p>		
					
<p>61-530-* Red LED Light Lengths: *250MM, 500MM, 1000MM, 1990MM, 2990MM (EX. 61-530-500MM = 500MM Long Red Light)</p>	<p>61-540-* Blue LED Light Lengths: *250MM, 500MM, 1000MM, 1990MM, 2990MM (EX. 61-540-500MM = 500MM Long Blue Light)</p>	<p>70-000-1 Swiveling Monitor Mount W/ Hardware</p>	<p>70-100-1 Height Adjustable Articulating Monitor Mount W/ Hardware</p>		
					
<p>70-200-1 Height Adjustable Articulating Monitor Mount W/ Keyboard Tray & Hardware</p>	<p>71-100-1 Tool Slide For 45x19 or 45x32 Profile</p>	<p>71-300-1 Tool Holder W/ Hardware</p>	<p>71-400-1 18 IN. Magnetic Bar W/ Hardware</p>	<p>72-000-1 Cup Holder W/ Hardware</p>	
					
<p>72-010-1 Aluminum Bottle Cage W/ Hardware</p>	<p>72-015-1 Water Bottle Drain Assembly W/ Hardware</p>	<p>75-020-0 Anti Static Wrist Strap W/ ESD Grounding</p>	<p>75-030-0 ESD Grounding Plug</p>	<p>75-040-0 ESD Mat Grounding Wire</p>	<p>75-100-4 Blue ESD & Anti Static Table Mat - 1M Wide Cut to Length</p>

Monitor Mounts

Monitor mounts can easily be paired with aluminum extrusion components to provide unique and custom solutions for your workplace.




Tool Slides, Tool Holders & LED Lights

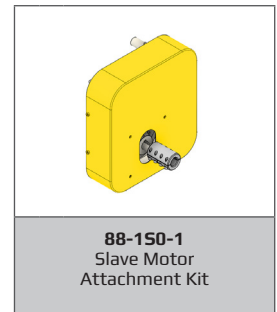

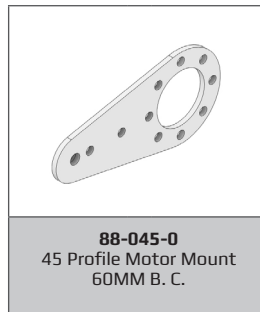
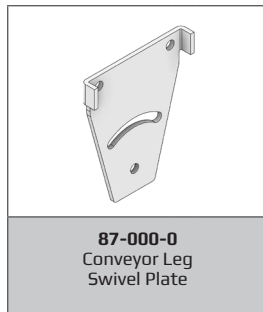
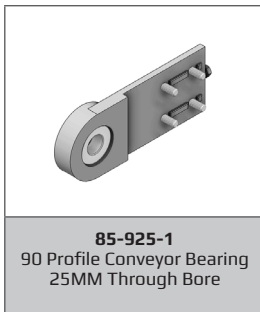
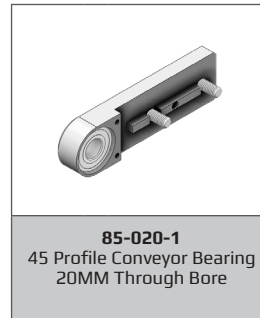
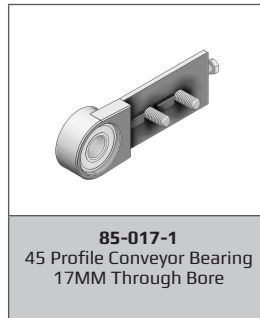
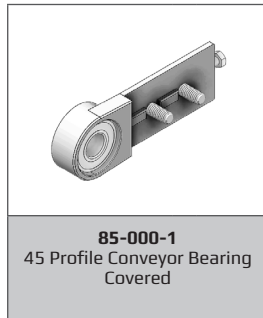


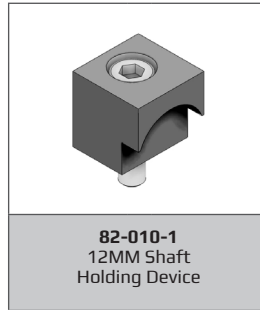

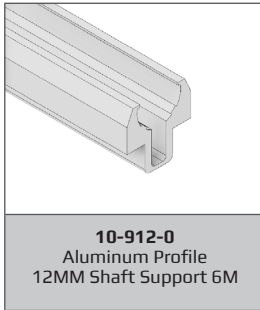
Keeping a functional, organized work area makes a world of difference. Our tool slides, tool holders and LED lights easily attach to our profiles helping you to save time and increase productivity.



Electrostatic Discharge Products

Our ESD devices can help prevent build up of static electricity protecting sensitive electronic components from damage, fires or even explosions in certain flammable situations.





Guide Wheels & Shafting

Create linear slides & guide units by attaching guide wheels and shafting to our profile. This works well for situations such as pick & place, robotic palletizing and measuring system applications.



Conveyor Components

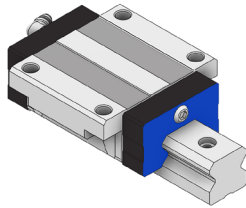
We have created a system of conveyor components that work with our aluminum profiles to give the flexibility to create conveyors specific to your needs.



Linear Bearing & Rails

Great for linear guides, sliding doors and other linear motion applications, our 45 x 45 and 45 x 90 aluminum profile mounts to our linear rail systems creating a world of possibilities.



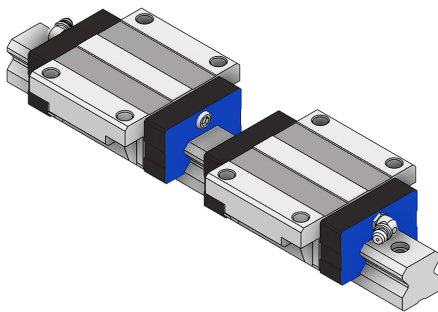


LSH25F2N1X1000S20AN-M6

Profile Rail Assembly

LSH Series - Standard Profile
 25MM x 1000MM Rail*
 1 Block, Normal Accuracy, No Preload
 Standard Bottom Mounting Flange - Normal Body
Bearing Only Part # LSH25BK-F2N-N-D-M6
Rail Only Part # LSH25RLX1000-S20-N-D

*To Adjust Rail Length Specify in MM:
 LSH25F2N1X[] [] [] [] [] S20AN-M6
Ex: LSH25F2N1X640S20AN-M6 = 640MM Length
 (4000MM Max Length)

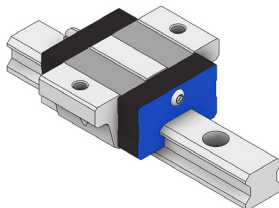


LSH25F2N2X1000S20AN-M6

Profile Rail Assembly

LSH Series - Standard Profile
 25MM x 1000MM Rail*
 2 Blocks, Normal Accuracy, No Preload
 Standard Bottom Mounting Flange - Normal Body
Bearing Only Part # LSH25BK-F2N-N-D-M6
Rail Only Part # LSH25RLX1000-S20-N-D

*To Adjust Rail Length Specify in MM:
 LSH25F2N1X[] [] [] [] [] S20AN-M6
Ex: LSH25F2N2X640S20AN-M6 = 640MM Length
 (4000MM Max Length)

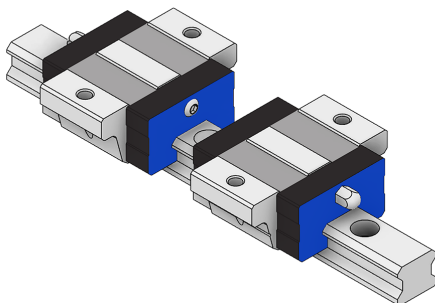


LSD15F1S1X1000S20AH-M4

Profile Rail Assembly

LSD Series - Low Profile
 15MM x 1000MM Rail*
 1 Block, High Accuracy, No Preload
 Standard Top Mounting Flange - Short Body
Bearing Only Part # LSD15BK-F1S-H-D-M4
Rail Only Part # LSD15RLX1000-S20-H-D

*To Adjust Rail Length Specify in MM:
 LSD15F1S1X[] [] [] [] [] S20AH-M4
Ex: LSD15F1S1X320S20AH-M4 = 320MM Length
 (4000MM Max Length)



LSD15F1S2X1000S20AH-M4

Profile Rail Assembly

LSD Series - Low Profile
 15MM x 1000MM Rail*
 2 Blocks, High Accuracy, No Preload
 Standard Top Mounting Flange - Short Body
Bearing Only Part # LSD15BK-F1S-H-D-M4
Rail Only Part # LSD15RLX1000-S20-H-D

*To Adjust Rail Length Specify in MM:
 LSD15F1S1X[] [] [] [] [] S20AH-M4
Ex: LSD15F1S2X320S20AH-M4 = 320MM Length
 (4000MM Max Length)



23-004-0
T-Handle Allen Wrench
4MM



23-005-0
T-Handle Allen Wrench
5MM



23-100-0
Torx Wrench



23-508-150
Forming Tap
M8 x 1.25 150MM Depth



23-606-SD
Step Drill (7MM - 10MM)
For M6 Screw



23-608-SD
Step Drill (9MM - 14MM)
For M8 Screw

MODULAR SOLUTIONS

EASY SOLUTIONS HOW TO INSTALL A SPEEDLOCK

You Will Need

- Speedlock Fastener
- 5mm Allen Wrench (#23-005-0) or an Impact Driver and a 5mm Allen Bit
- 4mm Allen Wrench (#23-004-0)
- 2 Pieces of Modular Solutions 45 Series Profile
- Clamp

Step 1

Take the first piece of profile and clamp it to a table or solid surface.

Step 2

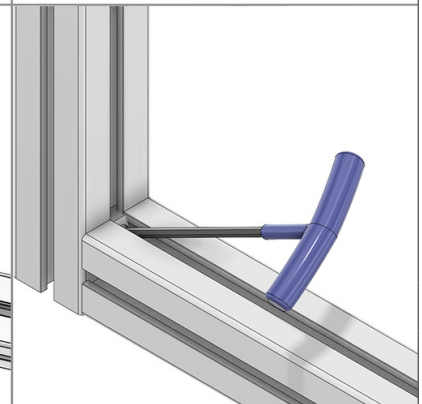
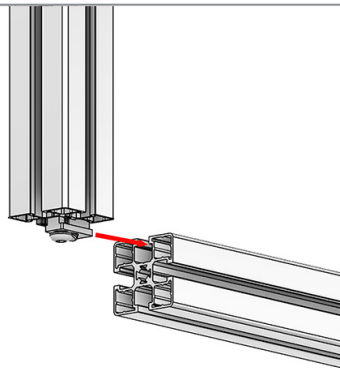
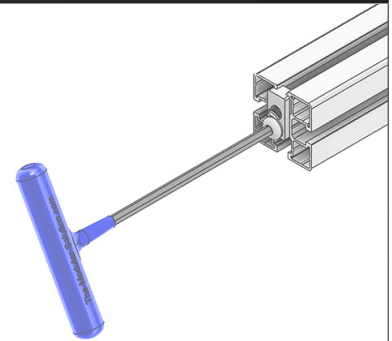
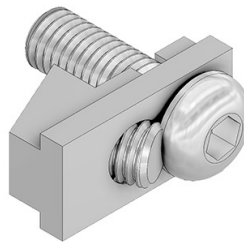
Install the Speedlock into the end of the first piece of profile in the center hole. Use T-Handle Allen Wrench # 23-005-0 or an impact driver with a 5MM Allen bit. Tighten the fastener in all the way. Draw it back a couple threads (about 2MM) so the fastener is a little loose.

Step 3


Slide the Speedlock Fastener that is installed into the first piece of profile into the T-slot of the second piece of profile and position into place.

Step 4


Using a 4mm Allen Wrench (#23-004-0) tighten the set screw of the Speedlock to create the connection.




Button Head Cap Screw - Zinc Plated

	Length	M4 X 0.70	M5 X 0.80	M6 X 1.00	M8 X 1.25	M10 X 1.5	5/16-18
	8MM	M4X8BHCS-0					
	10MM	M4X10BHCS-0	M5X10BHCS-0	M6X10BHCS-0	M8X10BHCS-0		
	12MM	M4X12BHCS-0	M5X12BHCS-0	M6X12BHCS-0	M8X12BHCS-0		
	14MM		M5X14BHCS-0				
	16MM	M4X16BHCS-0	M5X16BHCS-0	M6X16BHCS-0	M8X16BHCS-0		
	18MM		M5X18BHCS-0		M8X18BHCS-0		
	19MM						5/16X3/4BHCS-0
	20MM	M4X20BHCS-0	M5X20BHCS-0	M6X20BHCS-0	M8X20BHCS-0		
	22MM		M5X22BHCS-0		M8X22BHCS-0		
	25MM	M4X25BHCS-0	M5X25BHCS-0	M6X25BHCS-0	M8X25BHCS-0		
	30MM	M4X30BHCS-0	M5X30BHCS-0	M6X30BHCS-0	M8X30BHCS-0	M10X30BHCS-0	
	35MM		M5X35BHCS-0	M6X35BHCS-0	M8X35BHCS-0		
	40MM		M5X40BHCS-0	M6X40BHCS-0	M8X40BHCS-0	M10X40BHCS-0	
	45MM		M5X45BHCS-0	M6X45BHCS-0	M8X45BHCS-0		
	50MM	M4X50BHCS-0	M5X50BHCS-0	M6X50BHCS-0	M8X50BHCS-0		
	60MM				M8X60BHCS-0		
70MM				M8X70BHCS-0			


Button Head Cap Torx Screw - Zinc Plated

	Length	M6 X 1.00	M8 X 1.25
	16MM	M6X16BHCS-2	M8X16BHCS-2
	25MM		M8X25BHCS-2
	35MM		M8X35BHCS-2

Button Head Cap Torx Screw Tamper Resistant - Zinc Plated

	Length	M5 X 0.80	M6 X 1.00	M8 X 1.25
	16MM		M6X16BHCS-4	M8X16BHCS-4
	20MM			M8X20BHCS-4
	40MM	M5X40BHCS-4		


Flanged Button Head Cap Screw - Zinc Plated- Zinc Plated

	Length	M4 X 0.70	M6 X 1.00
	16MM	M4X16FBHCS-0	M6X16FBHCS-0
	20MM		M6X20FBHCS-0


Low Head Socket Cap Screw - Zinc Plated

	Length	M3 X 0.50	M4 X 0.70	M5 X 0.80	M6 X 1.00	M8 X 1.25	M10 X 1.25
	10MM			M5X10LHSCS-0			
	12MM			M5X12LHSCS-0	M6X12LHSCS-0	M8X12LHSCS-0	
	14MM					M8X14LHSCS-0	
	16MM	M3X16LHSCS-0	M4X16LHSCS-0	M5X16LHSCS-0	M6X16LHSCS-0	M8X16LHSCS-0	
	18MM				M6X18LHSCS-0	M8X18LHSCS-0	
	20MM			M5X20LHSCS-0	M6X20LHSCS-0	M8X20LHSCS-0	
	22MM				M6X22LHSCS-0	M8X22LHSCS-0	
	25MM	M3X25LHSCS-0		M5X25LHSCS-0	M6X25LHSCS-0	M8X25LHSCS-0	M10X25LHSCS-0
	30MM			M5X30LHSCS-0	M6X30LHSCS-0	M8X30LHSCS-0	M10X30LHSCS-0
	35MM		M4X35LHSCS-0	M5X35LHSCS-0	M6X35LHSCS-0	M8X35LHSCS-0	
	40MM			M5X40LHSCS-0	M6X40LHSCS-0	M8X40LHSCS-0	M10X40LHSCS-0
	45MM			M5X45LHSCS-0	M6X45LHSCS-0	M8X45LHSCS-0	M10X45LHSCS-0
	50MM			M5X50LHSCS-0	M6X50LHSCS-0	M8X50LHSCS-0	
	60MM				M6X60LHSCS-0		
	90MM						M10X90LHSCS-0

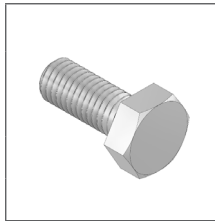
Low Head Socket Cap Screw - Stainless Steel

	Length	M6 X 1.00	M8 X 1.25
	12MM	M6X12LHSCS-3	
	16MM	M6X16LHSCS-3	M8X16LHSCS-3
	20MM		M8X20LHSCS-3
	25MM	M6X25LHSCS-3	M8X25LHSCS-3
	40MM	M6X40LHSCS-3	

Low Head Socket Cap Screw - Black Oxide


	Length	M10 X 1.25
	25MM	M10X25SHCS-5
	100MM	M10X100SHCS-5

Hex Head Cap Screw - Zinc Plated




Length	M6 X 1.00	M8 X 1.25	M10 X 1.25
16MM	M6X16HHCS-0	M8X16HHCS-0	M10X16HHCS-0
20MM	M6X20HHCS-0	M8X20HHCS-0	M10X20HHCS-0
25MM	M6X25HHCS-0	M8X25HHCS-0	M10X25HHCS-0
30MM	M6X30HHCS-0	M8X30HHCS-0	M10X30HHCS-0

Flat Head Cap Screw - Countersunk - Zinc Plated




Length	M4 X 0.70	M5 X 0.80	M6 X 1.00	M8 X 1.25
8MM	M4X8FHCS-0			
10MM	M4X10FHCS-0	M5X10FHCS-0	M6X10FHCS-0	M8X10FHCS-0
12MM	M4X12FHCS-0	M5X12FHCS-0	M6X12FHCS-0	M8X12FHCS-0
14MM		M5X14FHCS-0		
16MM	M4X16FHCS-0	M5X16FHCS-0	M6X16FHCS-0	M8X16FHCS-0
18MM		M5X18FHCS-0		
20MM	M4X20FHCS-0	M5X20FHCS-0	M6X20FHCS-0	M8X20FHCS-0
22MM				M8X22FHCS-0
25MM	M4X25FHCS-0	M5X25FHCS-0	M6X25FHCS-0	M8X25FHCS-0
30MM	M4X30FHCS-0	M5X30FHCS-0	M6X30FHCS-0	M8X30FHCS-0
35MM		M5X35FHCS-0	M6X35FHCS-0	M8X35FHCS-0
40MM		M5X40FHCS-0	M6X40FHCS-0	M8X40FHCS-0
45MM		M5X45FHCS-0	M6X45FHCS-0	M8X45FHCS-0
50MM		M5X50FHCS-0	M6X50FHCS-0	M8X50FHCS-0

Flat Head Cap Screw - Countersunk - Stainless Steel



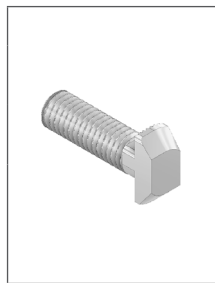
Length	M6 X 1.00	M8 X 1.25
10MM	M6X10FHCS-3	M8X10FHCS-3
16MM	M6X16FHCS-3	
20MM		M8X20FHCS-3
45MM		M8X45FHCS-3

Flat Head Cap Screw - Countersunk - Torx Tamper Resistant Bolt



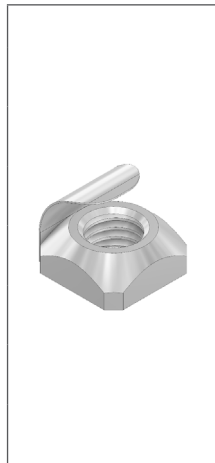
Length	Part Number
M8 X 1.25	
16MM	M6X16FHCS-4

Hammer Head Screw - Zinc Plated



Length	Part Number
M8 X 1.25	
20MM	M8X20HHS-0
25MM	M8X25HHS-0
30MM	M8X30HHS-0
35MM	M8X35HHS-0

Square Nuts W/ Position Fix Spring - Zinc Plated



Thread	Part Number
1/4-20	1/4S-PF
5/16-18	5/16S-PF
M3	M3S-PF
M4	M4S-PF
M5	M5S-PF
M6	M6S-PF
M8	M8S-PF

Square Nuts W/ Position Fix Spring - Stainless Steel




Thread	Part Number
M4	M4S-PF-3
M5	M5S-PF-3
M6	M6S-PF-3
M8	M8S-PF-3

Square Nuts W/ Position Fix Spring - Electro Static Discharge




Thread	Part Number
M5	M5S-PF-ESD
M6	M6S-PF-ESD
M8	M8S-PF-ESD


Square Nuts - Zinc Plated

	Thread	Part Number
	M4	M4S-0
	M5	M5S-0
	M6	M6S-0
	M8	M8S-0


Square Nuts - Stainless Steel

	Thread	Part Number
	5/16	5/16S-3
	M8	M8S-3

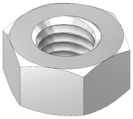
Rectangular Nuts W/ Position Fix Spring - Zinc Plated

	Thread	Part Number
	M5	M5L-PF
	M6	M6L-PF
M8	M8L-PF	

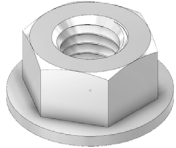
Rectangular Nuts - Zinc Plated

	Thread	Part Number
	M4	M4L-0
	M5	M5L-0
	M6	M6L-0
M8	M8L-0	


Hex Nuts - Zinc Plated

	Thread	Part Number
	M4	M4H-0
	M5	M5H-0
	M6	M6H-0
	M8	M8H-0
	M10	M10H-0
M16	M16H-0	


Serrated Flange Hex Nut - Zinc Plated

	Thread	Part Number
	M4	M4F-0
	M5	M5F-0
	M6	M6F-0
	M8	M8F-0
M10	M10F-0	


Standard Washer - Zinc Plated

	Thread & Width Dia.	Part Number
	M4 X 8MM	M4SMW-0
	M5 X 10MM	M5SMW-0
	M6 X 12MM	M6SMW-0
	M8 X 16MM	M8SMW-0
	M10 X 20MM	M10SMW-0
	M16 X 24MM	M16SMW-0


Fender Washer - Zinc Plated

	Thread & Width Dia.	Part Number
	M4 x 12MM	M4FW-0
	M5 X 15MM	M5FW-0
	M6 X 20MM	M6FW-0
	M8 X 24MM	M8FW-0
	M10 X 30MM	M10FW-0


Lock Washers - Zinc Plated

	Thread	Part Number
	M4	M4LKW-0
	M5	M5LKW-0
	M6	M6LKW-0
	M8	M8LKW-0
	M10	M10LKW-0


Square Washers - Zinc Plated

	Thread	Part Number
	M5	M5SW-0
	M6	M6SW-0
	M8	M8SW-0


Cone Point Set Screw - Zinc Plated

	Length	M5 X 0.80	M6 X 1.00	M8 X 1.25
	10MM	M5X10SET-0	M6X10SET-0	
	12MM			M8X12SET-0
	16MM		M6X16SET-0	


Flat Tip Set Screw - Zinc Plated


	Thread	M6 X 1.00
	16MM	M6X16SET-1

Wedge Anchor - Zinc Plated

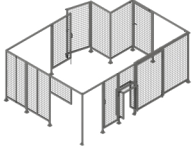
	Thread X Length	M8 X 1.25
	3/8 x 3 IN.	24-383-0
	1/2 x 3-3/4 IN.	24-123-0

Anchor Bolts - Zinc Plated

	Thread X Length	M8 X 1.25
	3/8 x 3 IN.	24-3835-0
	1/2 x 3 IN.	24-1235-0



Ask Us About Our Other Products



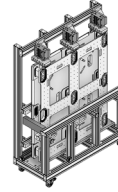
Guarding



Enclosures



Conveyors




Carts



Racks/Shelves



Work Stations



Modular Pipe



Tables



Fixtures



Linear Systems



Stairs & Mezzanines



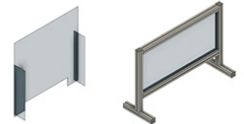
Doors



Cabinets & Cases

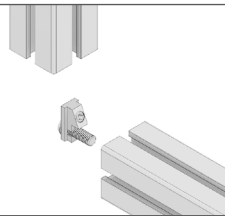


Stands



Sneeze Guards

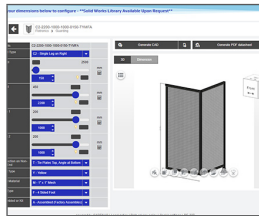
Scan the QR Code to Check out These Great Videos



Speedlock




Build a Table



Guarding Configurators



Laser Engraving Box



Locking Nut

